



**EVEREXCEED AGM TECHNOLOGY**

**FT12V125**

**VALVE REGULATED**

**LEAD ACID BATTERY (AVR)**

**FOR COMMUNICATION**

**STANDBY POWER APPLICATIONS**

**12V 125AH @ 10 HR RATE to 1.80VPC**

**12V 143AH @ 20 HR RATE to 1.75VPC**

**12V 378WATTS/CELL @ 15MIN RATE to 1.67VPC**

**LONG  
DURATION**

**HIGH  
PERFORMANCE**



### Features

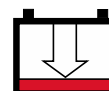
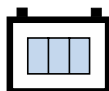
- ☑ Virgin Pure Lead Tin and thick positive plate technology design for maximum service float life - 15 year design life @ 20°C(68°F);
- ☑ UL Recognized component;
- ☑ Valve regulated lead acid battery (VRLA);
- ☑ Optimized high-compression Absorbed Glass Mat (AGM) materials significantly enhance performance and reliability, greater than 99% recombination efficiency;
- ☑ Advanced triple stage unique terminal sealing design to ensure leak free operation;
- ☑ Operates at a low internal pressure;
- ☑ Heavy duty M6 / M8 Female copper plated terminals provide maximum performance and easy installation, reduce maintenance and increase safety;
- ☑ Advanced lead tin low-calcium alloy, reduces grid corrosion and promotes long battery life;
- ☑ Optional: Reinforced ABS (UL 94HB) container and cover;
- ☑ Standard: Flame-retardant reinforced ABS case and cover compliant with U.L.94 V-0 with an Oxygen Limiting Index of greater than 28%;
- ☑ Designed to withstand extreme temperature degrees and performance without degradation;
- ☑ Over-sized, through the partition inter-cell welds provide low resistance connections, with minimal power loss;
- ☑ Flame arresting, low pressure safety release venting system for individual cells, recognized per U.L.924;
- ☑ Multi-cell design for ease of installation and maintenance;
- ☑ Horizontal or vertical operation.

**12 VOLTS - 143 AMPERE HOUR @ 20 HOUR RATE**

**AH Capacity to 1.75VPC @ 20°C (68°F)**

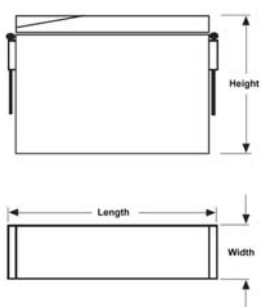
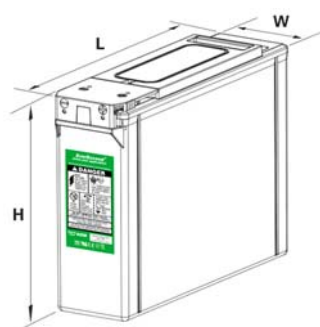
End Point Volts/Cell	1.5hr	2hr	3hr	4hr	5hr	8hr	10hr	12hr	20hr	24hr
1.75	93.3	98.2	105	110	115	124	128	142	143	145

**For Mobility / Solar / Marine Telecommunication Applications**

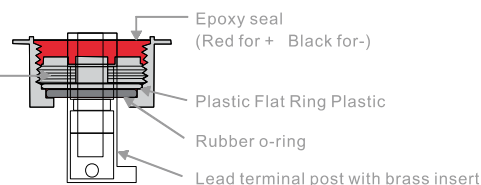


# FT Range AGM VRLA

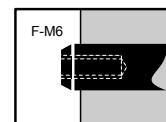

**EverExceed®**  
power your applications



Plastic screwed cap to hold down flat and o-ring



Length (L): 550 mm  
Width (W): 110 mm  
Height (H): 240 mm



Electrical Specifications						
Cells Per Unit	Voltage Per Unit	Weight	Electrolyte	Maximum discharge current	Short Circuit Current	Ohms Imped 60 Hz(Ω)
6	12.84	86.6lbs 39.3kg	SG = 1.300	794 Amps	3600 Amps	0.0031

<b>Capacity</b>	360 Watts per all at the 15 minute rate to 1.75 volts per cell @ 20°C (68°F). 125 Ah @ 10 hr. rate to 1.80 volts per cell @ 20°C (68°F). 143 Ah @ 20 hr. rate to 1.75 volts per cell @ 20°C (68°F).
<b>Applicable Operating Temperature Range</b>	-40°C (-40°F) to +60°C (+140°F).
<b>Ideal Operating Temperature Range</b>	+20°C (+68°F) to +25°C (+77°F).
<b>Floating Charging Voltage</b>	13.5 to 13.8 VDC/unit Average at 25°C (77°F).
<b>Recommended Maximum Charging Current Limit</b>	0.2C20 amperes (28.6 amperes @ 100% depth of discharge) @ 20 hr. rate to 1.75VPC.
<b>Equalization and Cycle Service Charging Voltage</b>	14.1 to 14.4 VDC/unit Average at 25°C (77°F).
<b>Maximum AC Ripple (Charger)</b>	0.5% RMS or 1.5% P-P of float charge voltage recommended for best results. Maximum voltage allowed = 1.4% RMS (4% P-P). Maximum current allowed = 7.16 amperes RMS (C/20) to 1.75VPC.
<b>Self Discharge</b>	EverExceed Deep Cycle Gel Range batteries may be stored for up to 6 months at 20°C (68°F) and then a freshening charge is required. For higher temperatures the time interval will be shorter.
<b>Accessories</b>	Inter unit connectors racks and cabinet systems are available.
<b>Terminal: Inserted</b>	Threaded copper alloy insert terminal
<b>Terminal Hardware Initial Torque: Inserted Terminal</b>	9 N-m

Constant Power Discharging Ratings - Watts Per Cell @ 20°C (68°F)										
End Point Volts/Cell	1.5hr	2hr	3hr	4hr	5hr	8hr	10hr	12hr	20hr	24hr
1.85	110	87.4	62.4	50.0	42.1	28.9	24.3	21.7	13.6	11.0
1.80	115	91.7	66.0	52.2	43.3	29.9	24.7	23.2	14.0	11.8
1.75	118	94.0	67.3	53.0	44.3	30.3	25.3	23.5	14.2	12.1

Constant Current Discharging Ratings - Ampere per Cell @ 20°C (68°F)										
End Point Volts/Cell	1.5hr	2hr	3hr	4hr	5hr	8hr	10hr	12hr	20hr	24hr
1.85	56.1	45.3	32.1	25.4	21.3	14.6	12.1	10.8	6.72	5.67
1.80	60.1	47.8	34.1	26.5	22.1	15.0	12.5	11.6	7.01	5.92
1.75	62.2	49.1	34.9	27.5	22.9	15.5	12.8	11.8	7.16	6.05

**Note:** Batteries to be mounted with 0.5 in (1.25 cm) spacing minimum and free air ventilation.  
Specifications subject to change without notification.

